







2017 Working Arts Workshop

Wednesday and Thursday, November 1 and 2, 2017

9:30 a.m. – 3:30 p.m.

Person County Extension Office / 304 S. Morgan Street, Room 123, Roxboro, NC 27573

Class & Date	Description	Cost	Class Size	Materials to Bring	Instructor
Chrismons November 1 & 2 	<p>Participants will make religious symbols using pearls, gold beads and crystal beads strung on wire to make monograms of Christ. Chrismons are not to be sold and are to be put on a tree or wreath by themselves, not mixed with commercial ornaments.</p> <p>** Cost depends on the number of Chrismons each participant makes as well as supplies needed during the workshop.</p>	<p>\$15- \$35 Fee will be given at the class</p>	<p>Min: 5 Max: 20</p> <p>Only 8 beginners only in class.</p>	<ul style="list-style-type: none"> • Small towel • Needle-nose pliers • Wire cutters • Basket or box to carry supplies 	<p>Betty Betts 336-274-9046 336-908-4899 Ebetts8954@triad.rr.com</p>
Knitting Class: For Beginners and Advanced Knitters November 1 & 2 	<p>Pick from one of 3 choices: Standard Scarf, Fashion Scarf or Dish Cloth. Learn to cast on stitches, the basic knit stitch, and how to bind off and finish an item. Experienced knitters will make a fashion scarf using the new lacy curly look. The instructor will provide kits for either dish cloth or either scarf you choose. Kits include knitting needles and yarn.</p> <p>**Also indicate if you are left handed**</p>	<p>\$10- \$35 based on kit</p>	<p>Min: 4 Max: 9</p>	<ul style="list-style-type: none"> • Scissors 	<p>Sandra Garland 336-599-5444 Patches4u@charter.net</p>
Pine Needle Basket November 1 & 2 	<p>Learn this timeless technique of coiled basketry by stitching a pine needle basket using natural materials. Students will begin with a simple start and progress using varying stitches, color and more advanced techniques for those ready to advance. The second day will be another project beginning with a teneriffe. Moderate hand strength and good eyesight are important.</p>	<p>\$50</p>	<p>Min: 5 Max: 8</p>	<ul style="list-style-type: none"> • A good pair of embroidery or cuticle scissors and a magnifier if needed • Any favorite embroidery thread to weave a teneriffe 	<p>Joyce Lantz 828-506-8899 jmlantz@smallbus.com</p>

Class & Date	Description	Cost	Class Size	Materials to Bring	Instructor
Large Market Basket November 1 	Market basket with two swing handles. There is a woven bottom with filler spokes, color and x's design. Size is 11"x14"x7" tall not counting the handles.	\$50	Min: 4 Max: 12	<ul style="list-style-type: none"> • Spokeweight • Clips • Old towel • Water bucket • Packer tool or flat head screw driver 	Jane Bradsher 336-597-3783 336-583-9695 janecbradsher@gmail.com
Painting November 1 	The Bob Ross Oil Painting is "Bubbling Stream". Students will be given step by step instructions to create this oil painting on a 16x20 canvas. NOTE: Instructor will provide canvas, paints, brushes, and easels.	\$50	Min: 5 Max: 10	<ul style="list-style-type: none"> • Apron or old clothes 	Elaine Harris 919-477-8801 Artloft1@aol.com
Necklace & Earring Set: Beginner Level November 2 	Students will be able to choose from a variety of beads and "findings". They will design their own necklaces and then be shown how to string them, finishing with using crimps to secure the ends, using crimp covers and attaching a toggle clasp. If time permits, we will make drop earrings for pierced ears, complementing the necklace design. NOTE: Styles will and can vary per student. Instructor will provide basic set of tools, bead design palette, beads, spacers, wire, crimps, chain for necklace, ear wire, earring nuts, etc.	\$40	Min: 4 Max: 6	<ul style="list-style-type: none"> • magnifying glass if needed for close work 	Susan Korn 919-606-5676 susanmkorn@hotmail.com